

The lightweight heavyweight



### Features

- Lifts 250kg in all configurations of boom position
- Remote control
- Easily demountable
- Low crane weight from 23kg
- Lightweight pillar available for vans
- Above or below floor socket mounting for pick-ups
- Overload protection
- Compact design folds away when not in use
- Easily installed at our own premises, on site or by a vehicle body builder

A lightweight, de-mountable, 250kg capacity electric crane for pickups, dropsides, flatbeds and vans.

### Options

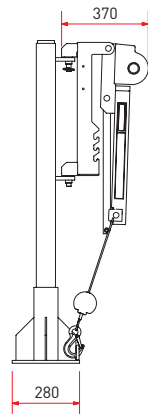
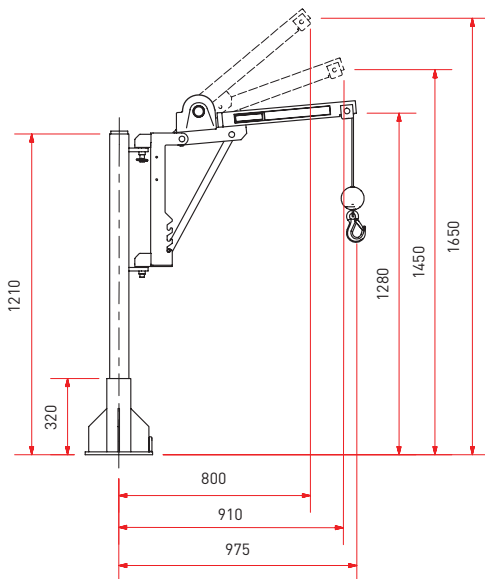
- 12v or 24v operation from vehicle battery
- Fitting kit
- Manual stabiliser leg
- Radio remote control
- Extra rope length - 9m/30' up to 250kg
- Corner bracket for mounting direct to headboard
- Additional pillar height
- Battery protection
- Lifting accessory kit



### Applications

- Highways
- Construction
- Utilities
- General

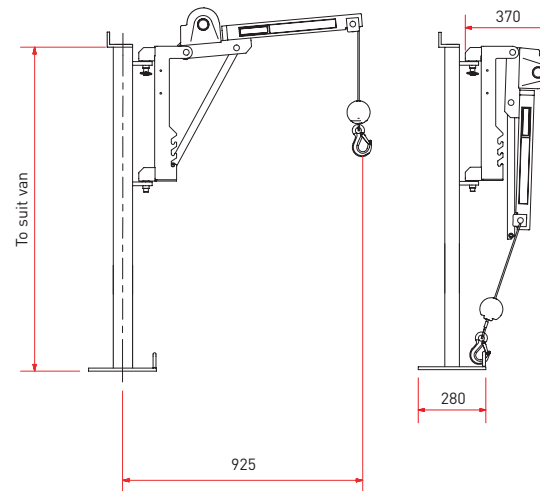
ML250 pickup, dropside & flatbed type



#### Weights & measurements

Crane section	23kg
Pillar	18kg
Socket	17kg
Corner bracket	5.5kg
Support leg	8kg
Rope length	6m (20') standard
Rating	0.25 tonne metres

ML250 van type



#### Weights & measurements

Crane section	23kg
Pillar	25kg
Corner bracket	5.5kg
Support leg	8kg
Rope length	6m (20') standard
Rating	0.25 tonne metres

Please note that nearside and offside fittings require a different crane, pillar and fitting kit. It is not always possible to raise the crane boom to its highest position inside a van.