

Fully loaded



The new SwingLift FV1200 is a fully hydraulic 1200kg capacity vehicle mounted crane. With a boom reach of 4.3 metres it is designed for a wide range of load handling applications including service, engineering and deliveries. Its compact design, robust construction and light weight ensure the FV1200 can be installed on a wide range of 3.5t+ commercial vehicles to provide reliable and flexible load handling capabilities.

Features

- Low crane weight, maximising payload
- Compact design, integral oil tank and motor pump unit maximises load space
- Remote control as standard
- Overload protection built in as standard
- Easily installed at our factory or by an approved Penny Hydraulics converter
- A wide range of specifications are available to suit individual requirements

Options

- Mounting frame with integral support legs
- Manual or hydraulic stabiliser legs
- 12 or 24v operation from standard vehicle battery
- Electric or hydraulic winch pack
- Crane slew stops
- Crane attachments available to suit application
- Battery protection
- Lifting accessory kit



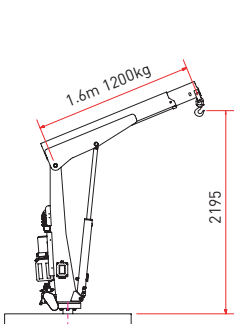
Applications

- Highways
- Construction
- Utilities
- Fire & rescue

FV1200

Weights & measurements

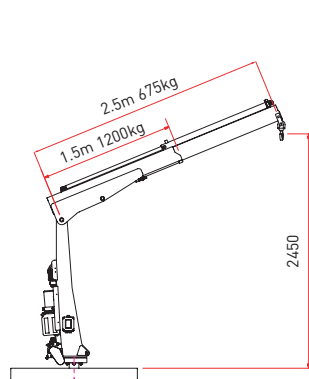
Crane	190kg
Above floor subframe	70kg
Manual support leg	12kg
Hydraulic support leg	27kg
Leg beam	11kg
Rating	1.8 tonne metres



FV1200/1H

Weights & measurements

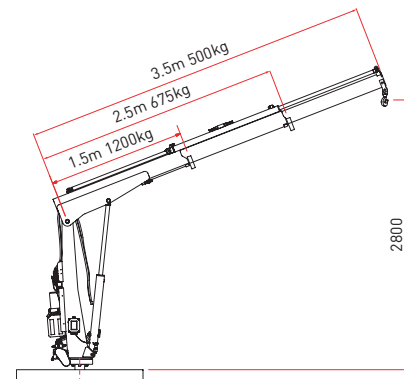
Crane	195kg
Above floor subframe	70kg
Manual support leg	12kg
Hydraulic support leg	27kg
Leg beam	11kg
Rating	1.8 tonne metres



FV1200/2H

Weights & measurements

Crane	235kg
Above floor subframe	70kg
Manual support leg	12kg
Hydraulic support leg	27kg
Leg beam	11kg
Rating	1.8 tonne metres



FV1200/1M

Weights & measurements

Crane	270kg
Above floor subframe	70kg
Manual support leg	12kg
Hydraulic support leg	27kg
Leg beam	11kg
Rating	1.8 tonne metres

